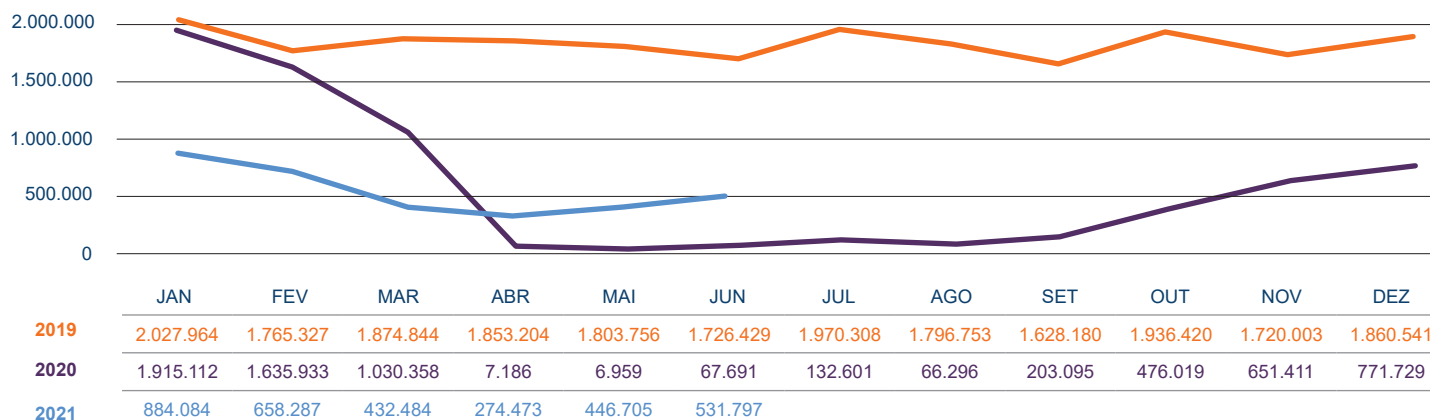


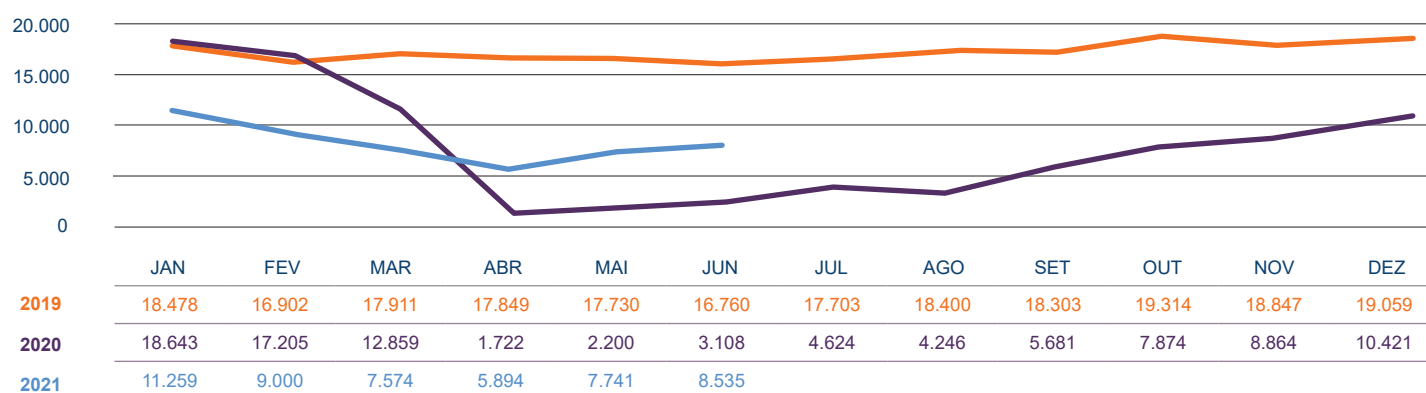
DESEMPENHO MENSAL: COMPARATIVO 2019-2021 POR AEROPORTO

CONGONHAS

PASSAGEIROS

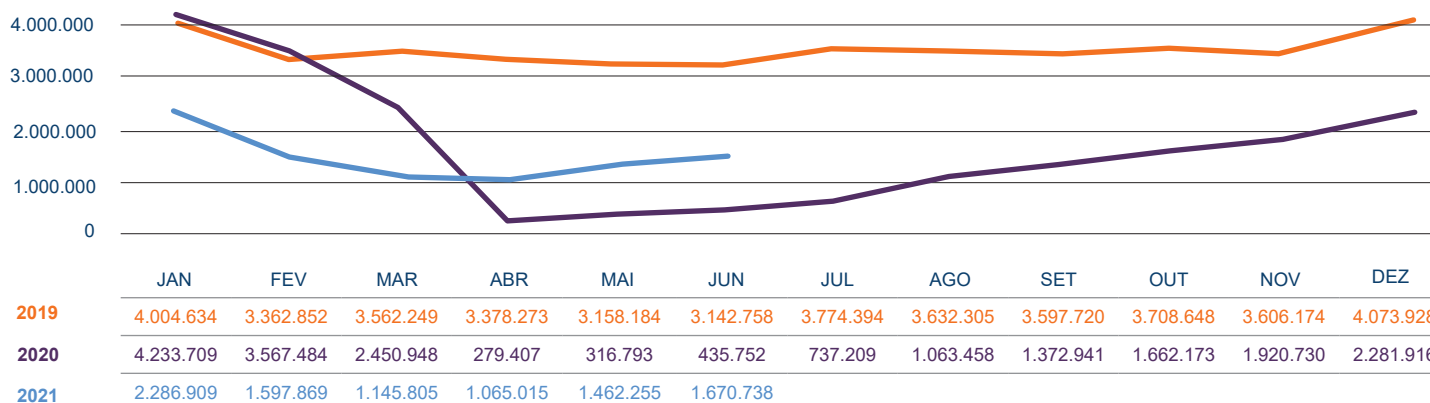


AERONAVES

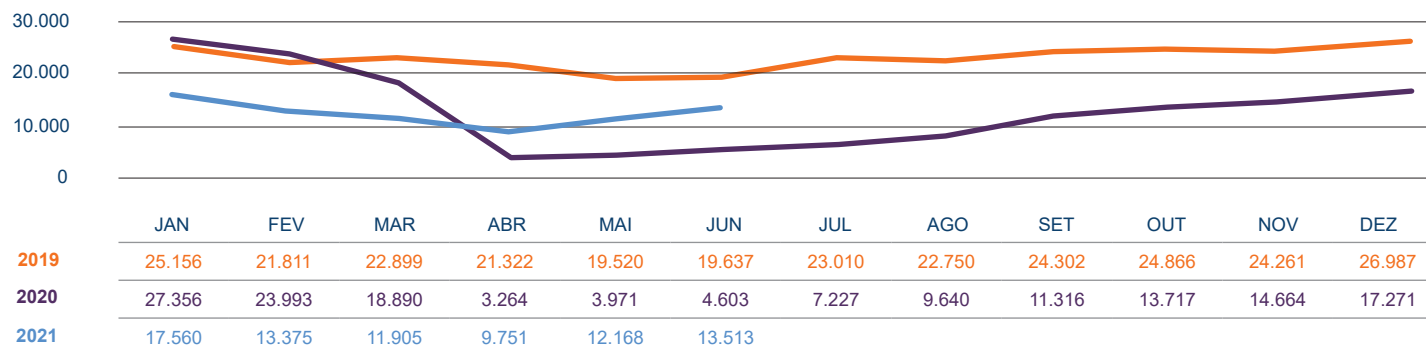


GUARULHOS

PASSAGEIROS

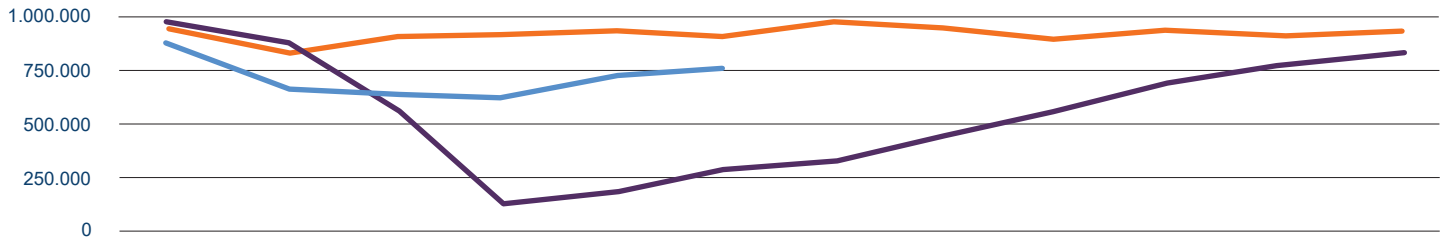


AERONAVES



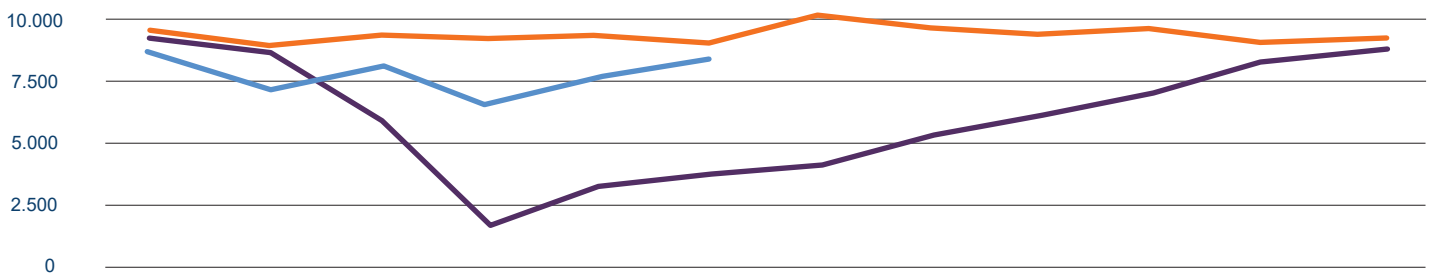
VIRACOPOS

PASSAGEIROS



	JAN	FEV	MAR	ABR	MAI	JUN	JUL	AGO	SET	OUT	NOV	DEZ
2019	890.468	794.957	837.555	846.913	898.733	885.001	995.555	913.928	857.646	901.730	867.035	895.497
2020	964.792	838.722	575.478	150.546	226.570	305.469	383.226	454.210	564.753	701.507	754.419	789.369
2021	822.782	697.582	684.444	648.244	746.428	764.562						

AERONAVES



	JAN	FEV	MAR	ABR	MAI	JUN	JUL	AGO	SET	OUT	NOV	DEZ
2019	9.748	9.088	9.552	9.458	9.662	9.371	10.014	9.862	9.402	9.713	9.282	9.307
2020	9.664	8.914	6.805	2.090	2.972	3.763	4.408	5.133	5.771	7.251	8.258	8.669
2021	8.898	7.395	7.947	6.624	7.767	8.253						



Aeroporto Internacional de São Paulo/ Guarulhos
Foto: José Cordeiro/ SPTuris

Fonte: Infraero, GRU Airport e Viracopos Aeroportos Brasil, 2021

<p>OBSERVATÓRIO DE TURISMO E EVENTOS SPTuris www.observatoriodeoturismo.com.br</p>	<p><i>São Paulo</i> turismo www.spturis.com</p>	<p> CIDADE DE SÃO PAULO</p>	<p>OBSERVATÓRIO DE TURISMO E EVENTOS Gerente: Mansur Bassit Coordenadora: Andrezza Serra Técnicos: Davi Melão e Janaina Machado Estagiária: Priscila Schalok</p>
---	--	--	---