

DESEMPENHO DOS MEIOS DE HOSPEDAGEM DA CIDADE DE SÃO PAULO

City of São Paulo accommodation supply performance

**OBSERVATÓRIO
DE TURISMO E EVENTOS**



observatoriodeturismo.com.br

Junho / June - 2021

TAXA DE OCUPAÇÃO - Hotéis
Occupancy rate - hotels (%) **39,39**

T.O. FINS DE SEMANA - Hotéis
Weekends - hotels (%) **43,12**

TAXA DE OCUPAÇÃO - Hostels
Occupancy rate - hostels (%) **24,60**

DIÁRIA MÉDIA - Hotéis
Average rate - hotels (BRL) **268,27**

D.M. FINS DE SEMANA - Hotéis
Weekends - hotels (BRL) **281,34**

DIÁRIA MÉDIA - Hostels
Average rate - hostels (BRL) **84,00**

DESEMPENHO MENSAL - HOTÉIS / 2021

Montly performance - hotels / 2021

| | | Jan / jan | Fev / feb | Mar / mar | Abr / apr | Mai / may | Jun / jun | Jul / jul | Ago / aug | Set / sep | Out / oct | Nov / nov | Dez / dec | Med / ave |
|--|--------------------------|--------------|--------------|--------------|--------------|--------------|--------------|--------------|--------------|--------------|--------------|--------------|--------------|--------------|
| Ocupação Hoteleira (%) Occupancy rate | Geral General | 31,41 | 32,22 | 20,83 | 19,19 | 31,98 | 39,39 | | | | | | | 29,17 |
| | Econômico Economic | 34,23 | 33,63 | 21,49 | 19,44 | 33,12 | 39,33 | | | | | | | 30,21 |
| | Midscale Midscale | 29,04 | 30,56 | 17,80 | 20,06 | 29,97 | 47,99 | | | | | | | 29,24 |
| | Luxo Luxury | 17,85 | 22,03 | 23,94 | 11,48 | 20,14 | 32,24 | | | | | | | 21,28 |
| | Superluxo Superluxury | 18,69 | 16,50 | 10,21 | 25,87 | 24,84 | 33,64 | | | | | | | 21,63 |
| Diária Média (BRL) Average daily rate | Geral General | 257,03 | 243,65 | 244,07 | 227,95 | 244,25 | 268,27 | | | | | | | 247,54 |
| | Econômico Economic | 198,51 | 205,57 | 203,18 | 185,81 | 188,92 | 193,62 | | | | | | | 195,93 |
| | Midscale Midscale | 339,75 | 342,81 | 347,64 | 354,15 | 357,78 | 345,12 | | | | | | | 347,88 |
| | Luxo Luxury | 463,45 | 471,33 | 448,95 | 463,78 | 441,68 | 478,05 | | | | | | | 461,21 |
| | Superluxo Superluxury | 508,18 | 573,30 | 647,13 | 620,85 | 924,78 | 1373,41 | | | | | | | 774,61 |
| RevPar* (BRL) | Geral General | 80,73 | 78,50 | 50,84 | 43,75 | 78,11 | 105,67 | | | | | | | 72,06 |
| | Econômico Economic | 67,96 | 69,13 | 43,66 | 36,13 | 62,56 | 76,15 | | | | | | | 59,26 |
| | Midscale Midscale | 98,66 | 104,76 | 61,88 | 71,03 | 107,21 | 165,62 | | | | | | | 101,53 |
| | Luxo Luxury | 82,73 | 103,82 | 107,48 | 53,25 | 88,96 | 154,10 | | | | | | | 98,39 |
| | Superluxo Superluxury | 94,96 | 94,59 | 66,07 | 160,61 | 230,21 | 461,95 | | | | | | | 184,73 |

*Receita por apartamento disponível / Revenue per available apartment

| | | 2005 | 2006 | 2007 | 2008 | 2009 | 2010 | 2011 | 2012 | 2013 | 2014 | 2015 | 2016 | 2017 | 2018 | 2019 | 2020 | 2021 |
|-----------------------------------|---------|--------|--------|--------|--------|--------|--------|--------|--------|--------|--------|--------|--------|--------|--------|--------|--------|--------|
| Taxa de ocupação - Occupancy rate | JAN/jan | 45,05 | 56,27 | 56,38 | 53,83 | 51,56 | 54,27 | 56,76 | 53,14 | 52,96 | 50,75 | 50,38 | 49,04 | 50,26 | 54,76 | 55,33 | 57,70 | 31,41 |
| | FEV/feb | 46,85 | 58,86 | 61,96 | 59,30 | 48,95 | 57,76 | 69,10 | 57,33 | 58,88 | 62,98 | 52,65 | 57,32 | 60,52 | 59,94 | 67,64 | 60,56 | 32,22 |
| | MAR/mar | 57,93 | 63,69 | 69,81 | 69,10 | 66,41 | 74,12 | 67,55 | 73,56 | 70,98 | 63,96 | 66,10 | 62,32 | 66,92 | 72,81 | 65,38 | 39,72 | 20,83 |
| | ABR/apr | 59,35 | 63,42 | 67,39 | 70,31 | 54,87 | 70,10 | 72,88 | 67,35 | 71,94 | 66,58 | 61,23 | 65,41 | 66,35 | 70,68 | 70,89 | 5,77 | 19,19 |
| | MAI/may | 57,99 | 64,61 | 69,33 | 70,02 | 62,39 | 73,33 | 74,7 | 72,65 | 67,85 | 75,00 | 66,62 | 63,09 | 68,88 | 68,64 | 72,81 | 9,09 | 31,98 |
| | JUN/jun | 62,75 | 62,67 | 67,57 | 74,75 | 65,95 | 67,98 | 74,97 | 70,04 | 70,15 | 61,14 | 66,41 | 67,78 | 65,27 | 66,67 | 67,52 | 11,77 | 39,39 |
| | JUL/jul | 62,10 | 67,72 | 66,54 | 68,21 | 62,72 | 67,71 | 66,11 | 65,11 | 64,18 | 63,10 | 59,14 | 59,15 | 65,06 | 68,14 | 69,10 | 15,49 | |
| | AGO/aug | 64,33 | 70,12 | 69,44 | 71,55 | 65,79 | 75,11 | 75,37 | 71,35 | 68,09 | 69,92 | 71,01 | 64,57 | 68,23 | 77,10 | 74,42 | 19,32 | |
| | SET/sep | 68,54 | 64,96 | 66,86 | 76,56 | 64,56 | 72,90 | 70,56 | 68,17 | 69,43 | 69,07 | 62,89 | 62,79 | 65,05 | 72,97 | 70,68 | 23,78 | |
| | OUT/oct | 63,45 | 78,21 | 75,21 | 70,96 | 70,30 | 74,80 | 72,44 | 70,63 | 70,22 | 63,00 | 62,94 | 62,33 | 72,37 | 70,59 | 73,33 | 30,43 | |
| | NOV/nov | 64,28 | 65,51 | 67,57 | 71,99 | 70,29 | 71,60 | 75,57 | 69,97 | 71,39 | 71,13 | 66,73 | 70,11 | 71,69 | 74,78 | 74,91 | 34,59 | |
| | DEZ/dec | 52,12 | 60,84 | 65,93 | 51,17 | 52,66 | 60,10 | 55,47 | 52,26 | 50,48 | 49,05 | 50,90 | 54,14 | 57,79 | 60,68 | 60,66 | 31,64 | |
| TOTAL | 58,73 | 64,74 | 67,00 | 67,31 | 61,37 | 68,32 | 69,29 | 65,99 | 65,55 | 63,81 | 61,41 | 61,50 | 64,87 | 68,15 | 68,56 | 28,32 | 29,17 | |
| Diária Média - Average daily rate | JAN/jan | 144,41 | 138,56 | 146,93 | 169,89 | 181,15 | 198,81 | 218,10 | 257,83 | 288,60 | 307,97 | 288,87 | 296,19 | 284,23 | 306,61 | 309,76 | 318,96 | 257,03 |
| | FEV/feb | 133,50 | 136,12 | 150,32 | 170,93 | 190,94 | 197,46 | 220,56 | 271,05 | 308,81 | 311,21 | 326,51 | 313,66 | 289,19 | 291,26 | 337,07 | 345,22 | 243,65 |
| | MAR/mar | 131,98 | 139,09 | 168,19 | 178,06 | 205,39 | 197,81 | 233,53 | 296,32 | 316,46 | 324,99 | 320,48 | 321,56 | 292,93 | 320,04 | 346,55 | 359,70 | 244,07 |
| | ABR/apr | 144,58 | 138,86 | 165,75 | 166,99 | 194,61 | 207,65 | 237,00 | 298,89 | 322,60 | 338,04 | 312,87 | 297,12 | 290,23 | 310,93 | 351,62 | 297,08 | 227,95 |
| | MAI/may | 185,00 | 140,45 | 155,83 | 175,60 | 199,76 | 200,17 | 236,96 | 316,66 | 309,89 | 313,53 | 322,93 | 293,97 | 309,89 | 321,87 | 341,97 | 203,94 | 244,25 |
| | JUN/jun | 139,08 | 128,80 | 148,28 | 178,17 | 210,71 | 205,08 | 246,26 | 306,49 | 313,29 | 398,18 | 323,84 | 296,09 | 293,85 | 306,58 | 344,23 | 277,96 | 268,27 |
| | JUL/jul | 146,27 | 136,02 | 161,26 | 173,43 | 195,82 | 202,29 | 246,18 | 298,61 | 303,54 | 361,04 | 318,31 | 295,30 | 273,84 | 305,20 | 327,19 | 293,79 | |
| | AGO/aug | 138,21 | 140,37 | 166,99 | 169,56 | 199,12 | 202,81 | 235,05 | 305,08 | 303,38 | 325,53 | 325,27 | 284,82 | 291,55 | 316,78 | 343,44 | 284,52 | |
| | SET/sep | 146,12 | 137,28 | 154,06 | 185,31 | 187,13 | 207,26 | 247,48 | 297,74 | 317,41 | 325,91 | 319,02 | 276,07 | 284,89 | 315,28 | 349,05 | 294,93 | |
| | OUT/oct | 123,62 | 156,73 | 168,93 | 188,78 | 208,58 | 205,43 | 251,80 | 303,02 | 321,36 | 312,39 | 316,69 | 291,77 | 316,07 | 316,28 | 340,19 | 278,52 | |
| | NOV/nov | 141,02 | 139,70 | 161,94 | 184,53 | 189,82 | 202,11 | 269,04 | 309,40 | 332,49 | 334,24 | 323,99 | 307,46 | 306,73 | 339,60 | 352,53 | 277,50 | |
| | DEZ/dec | 134,73 | 137,43 | 160,22 | 176,89 | 190,52 | 200,49 | 242,06 | 281,24 | 307,43 | 279,56 | 302,22 | 267,24 | 287,67 | 319,64 | 340,59 | 283,05 | |
| TOTAL | 142,38 | 139,12 | 159,06 | 176,51 | 196,13 | 202,28 | 240,34 | 295,19 | 312,11 | 327,72 | 316,75 | 295,10 | 293,42 | 314,17 | 340,35 | 292,93 | 247,54 | |

VARIAÇÃO DA OCUPAÇÃO 2020/2021
Occupancy growth 2020/2021

VARIAÇÃO DA DIÁRIA MÉDIA 2020/2021
Daily rate growth 2020/2021

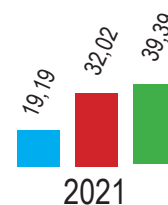
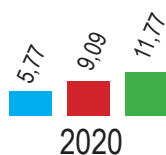
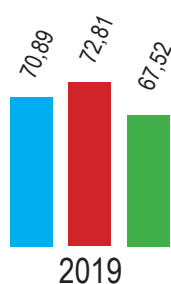
Junho / June

234,7%

Junho / June

-3,5%

COMPARATIVOS DA TAXA DE OCUPAÇÃO TRIMESTRAL (%) - HOTÉIS - 2019 / 2021
Comparative analysis (%) - hotels - 2019 / 2021



■ Abr/apr

■ Mai/may

■ Jun/jun

DESEMPENHO MENSAL - HOSTELS / 2021
Montly performance - Hostels / 2021

| | Jan / jan | Fev / feb | Mar / mar | Abr / apr | Mai / may | Jun / jun | Jul / jul | Ago / aug | Set / sep | Out / oct | Nov / nov | Dez / dec | Med / ave |
|--|--------------|--------------|--------------|--------------|--------------|--------------|--------------|--------------|--------------|--------------|--------------|--------------|--------------|
| Taxa de Ocupação (%) Occupancy rate | 40,00 | 31,65 | 18,73 | 18,59 | 16,94 | 24,60 | | | | | | | 25,09 |
| Diária Média (BRL) Average daily rate | 58,06 | 58,62 | 63,03 | 55,25 | 64,04 | 84,00 | | | | | | | 63,83 |

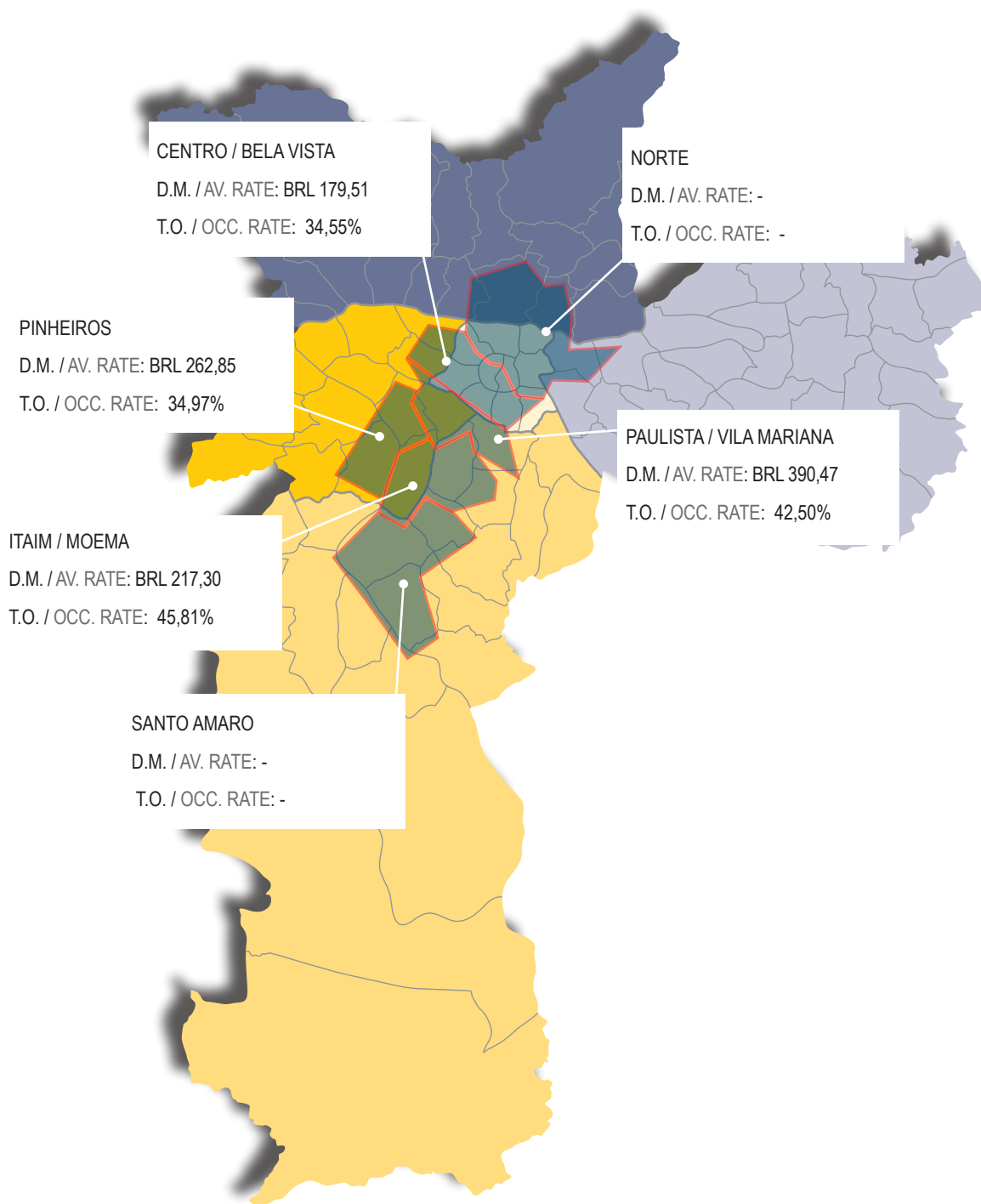
SÉRIE HISTÓRICA DE DESEMPENHO - HOSTELS
Historical Performance Series - Hostels

| | | 2011 | 2012 | 2013 | 2014 | 2015 | 2016 | 2017 | 2018 | 2019 | 2020 | 2021 |
|-----------------------------------|---------|-------|-------|-------|-------|-------|-------|-------|-------|-------|-------|-------|
| Taxa de ocupação - Occupancy rate | JAN/jan | 71,73 | 71,74 | 61,01 | 50,88 | 51,71 | 53,79 | 36,41 | 54,03 | 60,67 | 51,30 | 40,00 |
| | FEV/feb | 76,28 | 76,09 | 57,42 | 54,27 | 38,70 | 45,19 | 46,39 | 50,76 | 61,35 | 50,64 | 31,65 |
| | MAR/mar | 74,13 | 69,28 | 55,78 | 47,79 | 51,43 | 50,38 | 42,60 | 49,92 | 69,00 | 26,41 | 18,73 |
| | ABR/apr | 64,13 | 67,56 | 50,01 | 53,31 | 48,99 | 58,71 | 49,87 | 46,15 | 57,24 | 14,18 | 18,59 |
| | MAI/may | 53,18 | 55,88 | 50,08 | 53,98 | 48,34 | 54,90 | 40,70 | 47,45 | 53,47 | 13,04 | 16,94 |
| | JUN/jun | 57,96 | 54,74 | 49,07 | 62,58 | 38,42 | 49,40 | 50,58 | 55,83 | 63,76 | 19,93 | 24,60 |
| | JUL/jul | 74,49 | 66,15 | 57,49 | 56,15 | 56,44 | 63,50 | 54,78 | 60,90 | 59,54 | 13,76 | |
| | AGO/aug | 66,28 | 56,28 | 49,16 | 51,15 | 48,98 | 51,40 | 43,72 | 60,11 | 57,87 | 17,31 | |
| | SET/sep | 51,19 | 60,47 | 45,09 | 46,36 | 49,12 | 54,89 | 49,45 | 58,77 | 55,60 | 23,21 | |
| | OUT/oct | 58,78 | 55,25 | 47,91 | 44,28 | 44,68 | 53,88 | 51,01 | 54,83 | 49,61 | 30,20 | |
| | NOV/nov | 62,49 | 52,00 | 49,68 | 56,49 | 52,39 | 52,61 | 51,48 | 60,95 | 51,21 | 32,06 | |
| | DEZ/dec | 59,67 | 49,58 | 39,59 | 43,28 | 45,85 | 40,54 | 51,32 | 61,19 | 48,14 | 30,34 | |
| TOTAL | 64,18 | 61,25 | 51,02 | 51,71 | 47,92 | 52,43 | 47,36 | 55,07 | 57,29 | 26,87 | 25,09 | |
| Diária Média - Average daily rate | JAN/jan | 39,46 | 43,93 | 45,51 | 49,04 | 56,12 | 50,33 | 46,87 | 48,50 | 54,71 | 43,00 | 58,06 |
| | FEV/feb | 45,35 | 40,62 | 51,58 | 48,15 | 54,18 | 51,61 | 45,62 | 56,44 | 54,62 | 47,91 | 58,62 |
| | MAR/mar | 57,36 | 39,85 | 47,62 | 51,06 | 54,25 | 60,12 | 45,20 | 58,98 | 49,00 | 55,99 | 63,03 |
| | ABR/apr | 37,97 | 46,90 | 44,17 | 52,07 | 50,74 | 49,09 | 51,05 | 67,95 | 61,65 | 36,83 | 55,25 |
| | MAI/may | 39,26 | 44,80 | 48,04 | 57,46 | 51,16 | 45,47 | 58,58 | 52,36 | 50,55 | 31,20 | 64,04 |
| | JUN/jun | 39,76 | 40,60 | 46,28 | 87,33 | 49,15 | 47,56 | 54,71 | 47,27 | 61,07 | 50,00 | 84,00 |
| | JUL/jul | 39,90 | 44,11 | 44,67 | 69,45 | 49,70 | 52,87 | 59,97 | 50,15 | 60,12 | 49,43 | |
| | AGO/aug | 31,14 | 43,50 | 48,06 | 49,01 | 52,76 | 51,07 | 48,23 | 50,52 | 55,60 | 46,47 | |
| | SET/sep | 40,32 | 44,36 | 47,56 | 49,97 | 51,41 | 60,16 | 55,29 | 52,21 | 50,20 | 62,76 | |
| | OUT/oct | 45,10 | 42,97 | 48,41 | 47,03 | 54,52 | 52,95 | 47,59 | 56,15 | 44,02 | 41,90 | |
| | NOV/nov | 42,16 | 43,90 | 46,23 | 51,93 | 53,99 | 59,54 | 60,06 | 54,71 | 52,27 | 39,16 | |
| | DEZ/dec | 45,32 | 41,17 | 42,71 | 50,93 | 48,24 | 56,26 | 37,17 | 39,21 | 48,43 | 66,84 | |
| TOTAL | 41,92 | 43,06 | 46,74 | 55,29 | 52,18 | 53,08 | 50,86 | 52,87 | 55,96 | 47,62 | 63,83 | |

VARIAÇÃO DA OCUPAÇÃO 2020/2021
Occupancy growth 2020/2021
VARIAÇÃO DA DIÁRIA MÉDIA 2020/2021
Daily rate growth 2020/2021
Junho/ June
23,4%
Junho/ June
68,0%

DESEMPENHO REGIONAL - HOTÉIS - Junho/2021

Region performance - June/2021



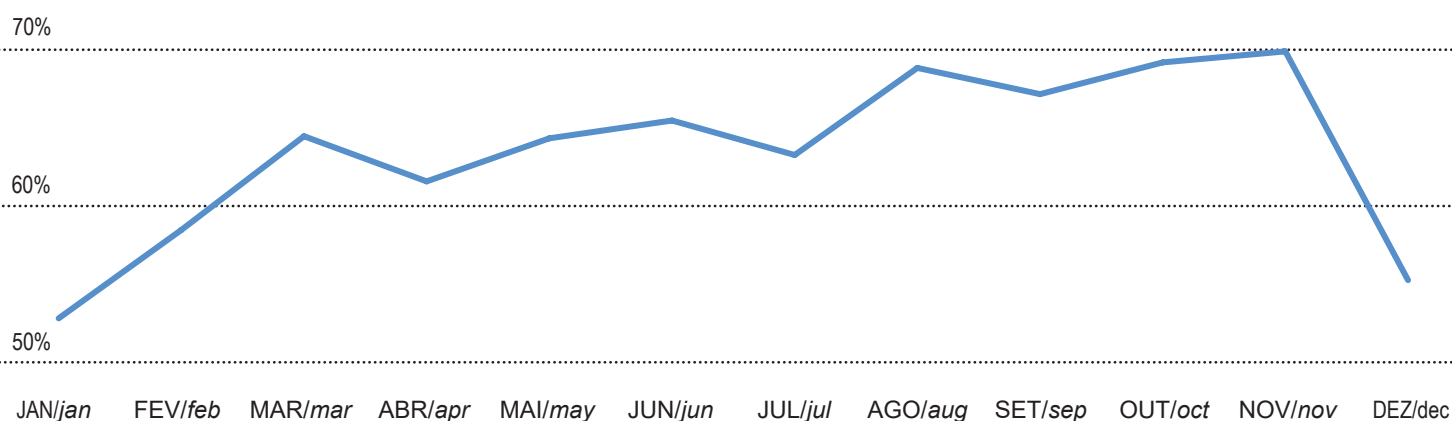
| Região | TO | DM |
|-------------------|-------|--------|
| NORTE / NORTH | - | - |
| SUL / SOUTH | 43,59 | 274,35 |
| CENTRO / DOWNTONW | 37,43 | 205,30 |
| LESTE / EAST | - | - |
| OESTE / WEST | 37,40 | 313,99 |

D.M. = Diária Média; T.O. = Taxa de Ocupação Média
AV. RATE = Average Daily Rate; OCC. RATE = Occupancy rate

- Sem dados suficientes para divulgação
- Not enough data for disclosure

FINAIS DE SEMANA - HOTÉIS
Weekends - hotels

| | | 2012 | 2013 | 2014 | 2015 | 2016 | 2017 | 2018 | 2019 | 2020 | 2021 |
|-----------------------------------|---------|--------|--------|--------|--------|--------|--------|--------|--------|--------|--------|
| Taxa de ocupação - Occupancy rate | JAN/jan | 44,07 | 42,05 | 41,93 | 42,38 | 43,43 | 46,28 | 48,23 | 48,91 | 51,57 | 30,30 |
| | FEV/feb | 45,74 | 47,35 | 52,45 | 44,83 | 52,85 | 54,51 | 53,73 | 60,57 | 53,07 | 34,63 |
| | MAR/mar | 58,76 | 59,92 | 56,92 | 57,97 | 57,42 | 59,01 | 66,23 | 57,98 | 35,37 | 19,75 |
| | ABR/apr | 56,48 | 59,88 | 59,17 | 52,36 | 60,56 | 62,15 | 62,85 | 68,60 | 4,76 | 18,86 |
| | MAI/may | 56,82 | 57,66 | 66,05 | 55,33 | 56,40 | 60,04 | 62,17 | 64,82 | 7,79 | 35,12 |
| | JUN/jun | 59,27 | 58,19 | 53,97 | 61,41 | 59,39 | 57,85 | 57,58 | 61,60 | 11,19 | 43,12 |
| | JUL/jul | 55,29 | 54,73 | 51,79 | 53,95 | 57,22 | 57,56 | 64,13 | 65,83 | 15,46 | |
| | AGO/aug | 55,91 | 55,88 | 61,06 | 59,83 | 54,33 | 56,74 | 65,37 | 65,10 | 19,76 | |
| | SET/sep | 59,08 | 60,49 | 61,17 | 54,37 | 56,39 | 58,65 | 69,27 | 64,36 | 24,85 | |
| | OUT/oct | 58,16 | 60,36 | 56,56 | 54,69 | 55,89 | 69,02 | 64,49 | 65,72 | 32,55 | |
| | NOV/nov | 61,76 | 63,52 | 64,48 | 63,85 | 71,45 | 69,27 | 72,65 | 73,01 | 32,55 | |
| | DEZ/dec | 44,84 | 44,16 | 45,24 | 57,18 | 55,31 | 58,42 | 58,25 | 56,03 | 32,23 | |
| TOTAL | 54,68 | 55,35 | 55,90 | 54,84 | 56,72 | 59,13 | 62,08 | 62,71 | 27,19 | 30,33 | |
| Diária Média - Average daily rate | JAN/jan | 257,29 | 266,86 | 269,95 | 267,90 | 252,02 | 262,74 | 274,39 | 280,75 | 295,26 | 256,21 |
| | FEV/feb | 255,11 | 278,87 | 273,78 | 290,45 | 301,54 | 259,48 | 257,57 | 299,11 | 322,99 | 243,70 |
| | MAR/mar | 288,07 | 282,64 | 285,38 | 276,41 | 262,93 | 253,60 | 280,27 | 281,66 | 315,50 | 237,53 |
| | ABR/apr | 280,54 | 291,16 | 318,67 | 278,03 | 256,44 | 254,80 | 275,76 | 318,33 | 270,57 | 223,91 |
| | MAI/may | 295,53 | 280,45 | 266,06 | 277,13 | 226,59 | 279,56 | 283,82 | 306,81 | 173,13 | 239,21 |
| | JUN/jun | 287,73 | 286,24 | 358,98 | 290,81 | 259,34 | 262,56 | 262,43 | 301,05 | 260,87 | 281,34 |
| | JUL/jul | 271,52 | 286,71 | 329,58 | 284,62 | 261,98 | 260,61 | 274,10 | 296,17 | 278,90 | |
| | AGO/aug | 285,56 | 280,22 | 287,69 | 295,87 | 248,43 | 251,20 | 284,16 | 307,40 | 248,53 | |
| | SET/sep | 280,89 | 287,04 | 285,10 | 271,48 | 249,45 | 255,90 | 273,03 | 321,76 | 247,59 | |
| | OUT/oct | 274,16 | 287,40 | 278,98 | 261,66 | 263,38 | 291,95 | 281,78 | 301,70 | 288,38 | |
| | NOV/nov | 305,26 | 314,59 | 306,05 | 286,39 | 289,68 | 289,16 | 295,68 | 333,36 | 278,21 | |
| | DEZ/dec | 253,64 | 283,24 | 247,98 | 261,04 | 260,32 | 268,07 | 288,68 | 321,20 | 248,90 | |
| TOTAL | 277,94 | 285,45 | 292,35 | 278,48 | 261,00 | 265,80 | 277,74 | 305,78 | 269,07 | 243,98 | |

SAZONALIDADE MÉDIA HOTELEIRA - 2005/2021
Average hotel season- 2005/2021


Hotéis participantes / *Participant hotels*

4 Living Bela Vista by Atlantica
Adagio SP Barra Funda
Adagio SP Berrini
Alameda Apart Hotel
Bela Cintra Stay By Atlantica Residences
Bielal Suites Hotel
Cardim Plaza Hotel
Central Parks Jardins
Clarion Faria Lima
Comfort Ibirapuera
Comfort Nova Paulista
Double Tree by Hotel Itaim SP by Atlantica
Go Inn Jaguaré
Grand Mercure SP Ibirapuera
Grand Mercure SP Vila Olímpia
Green Place Flat Ibirapuera
Holiday Inn Parque Anhembi
INNSiDE Itaim
Intercontinental SP
Itamarati Hotel
La Résidence Itaim By Manager
Leques Brasil Hotel Escola
London Class Suites
Mercure SP Alamedas
Mercure SP Ibirapuera Privilege
Mercure SP Moema
Moncloa Hotel
Novotel Morumbi
Park Inn Berrini
Pergamon SP Frei Caneca
Pousada Valparaíso Hotel
Pullman SP Vila Olímpia
Quality Faria Lima
Quality Paulista
Quality Suites Long Stay Vila Olímpia
Quality Suites Oscar Freire
Radisson Blu SP
Radisson Oscar Freire
Radisson Paulista
Radisson Vila Olímpia
Ramada Encore SP Tiradentes
The Landmark Residence
Tivoli Mofarrej SP
Transamérica Berrini Hotel
Transamérica Classic - Higienópolis
Transamérica Classic - Victoria
Transamérica Executive - Bela Cintra
Transamérica Executive - Chácara Sto Antônio
Transamérica Executive - Congonhas
Transamérica Executive - Faria Lima
Transamérica Executive - Jardins
Transamérica Executive - Paulista
Transamérica Executive - Perdizes
Transamérica Prime - International Plaza
Transamérica Prime - Paradise Garden
Transamérica SP Hotel
Trianon Paulista Hotel
Unique Hotel

UHs participantes: 7.704

Participant rooms: 7.704

Hostels participantes / *Participant hostels*

Aero Hostel Campo Belo
Bella Paulista Hostel
Flor de Maria Hostel
Máda Hostel
Praça da Árvore Hostel

Leitos participantes: 107

Participant beds: 107